

# Students' Feedback Analysis Report

## Session- 2023-24



### INTRODUCTION:

Juria College is a Premier Rural Educational Institution in the Northern part of the Nagaon District. The College serves a large rural area with a largely uneducated population. The College was established in 1989. The College is committed to excellence in teaching and service. The College has continuously been working on quality improvement and the betterment of student learning experiences, in order to analyze the lag areas of the college and scope for further improvement, feedback from Honours category student of BA 5<sup>th</sup> Semester have been taken. This report focuses on the feedback of students on Syllabus and Teachers.

### DATA COLLECTION AND ANALYSIS:

According to a the meeting held on 18<sup>th</sup> March/2024, feedback reports collected from 5th Semester Major(regular) Students are being analyzed under the Resolution No. 05. An attempt was made to solicit feedback from all honours students enrolled in the College in relevant semester. For this purpose, a feedback form was printed and distributed at random to 200 Regular students. Out of 200, 160 students responded. Useful statistical tools such as percentages, charts , Pie charts, etc., were used to achieve comprehensive results. To effectively present the data, a variety of methods were used.

#### 1. Students feedback on Syllabus.

Various parameters were set for the students in order to analyze their responses on the syllabus covered in the classes, and 80 responses were collected from them. Each of them is explained further below.

#### Q1. How much syllabus was covered in the Class?

Responses	Total	% of Responses	
Excellent	120	75%	
Very Good	20	12.5%	
Good	14	8.75%	
Fair	06	3.75%	
Poor	0	0.00%	
Total Respondent	160	100%	

Pie Chart-1:Percentage of Responses to syllabus was covered in the Class

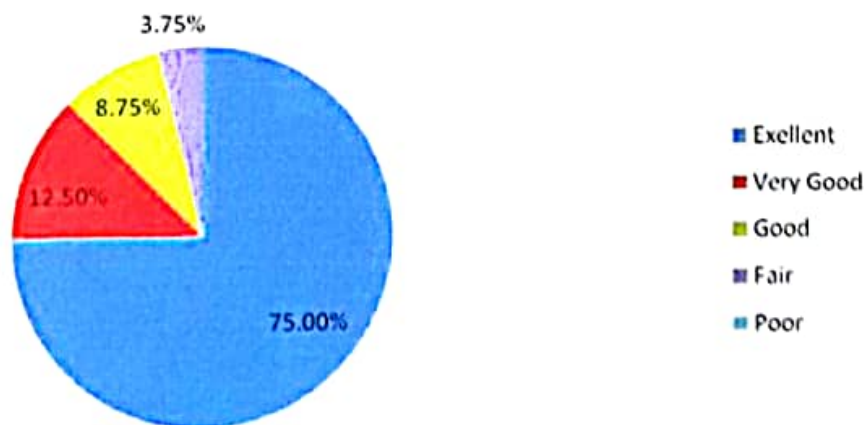
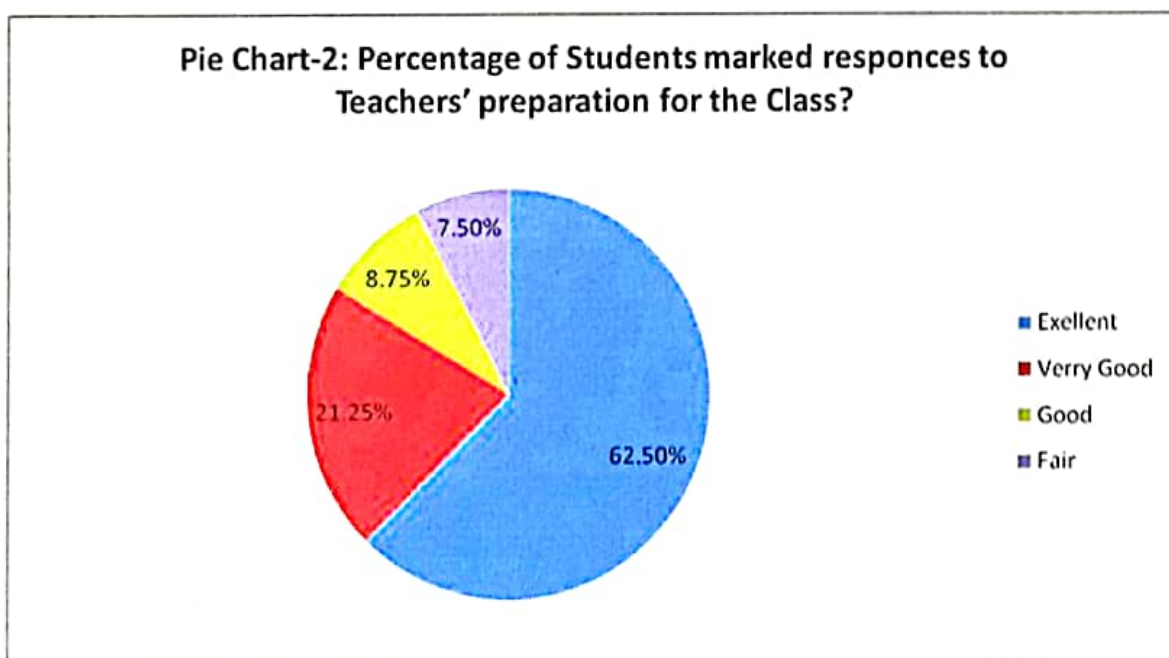


Chart & Pie Chart-1 Describes the responses of the students on whether the syllabus was covered in the classes or not. It was noticed that, 120 students with 75 percent have strongly agreed that, the syllabus was covered in the classes. On the other side, 20 students with 12.5 percent have responded as very good and 14 students with 8.75% responded as good and another 6 students with 3.75% responded as Fair.

**. Q2. Teachers' preparation for the Class?**

Responses	Total	% of Responses	
Excellent	100	62.5%	
Very Good	34	21.25%	
Good	14	8.75%	
Fair	12	7.5%	
Poor	0	0.00	
<b>Total Respondent</b>	<b>160</b>	<b>100%</b>	

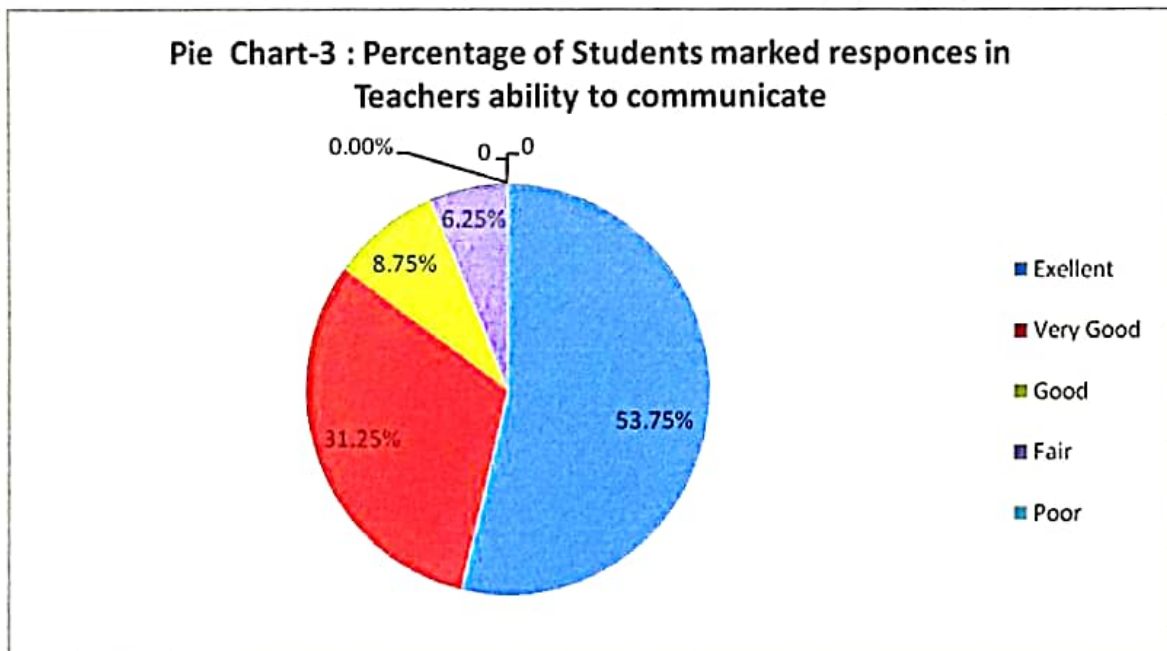


**Teachers' preparation for the Class**

Chart & Pie Chart-2 depicts students' opinions on whether teachers are adequately prepared for their classes. It was discovered that 100 students (62.55) strongly agreed that the teachers are well prepared for the classes. On the other side, 34 students with 21.25% percent have responded as very good and 14 student with 8.755 percent have responded as good and only 12 student with 7.5% responded as fair.

**Q3. Teachers ability to communicate:**

Responses	Total	% of Responses	
Excellent	86	53.75%	
Very Good	50	31.25%	
Good	14	8.75%	
Fair	10	6.25%	
Poor	0	0.00%	
<b>Total Respondent</b>	<b>160</b>	<b>100%</b>	

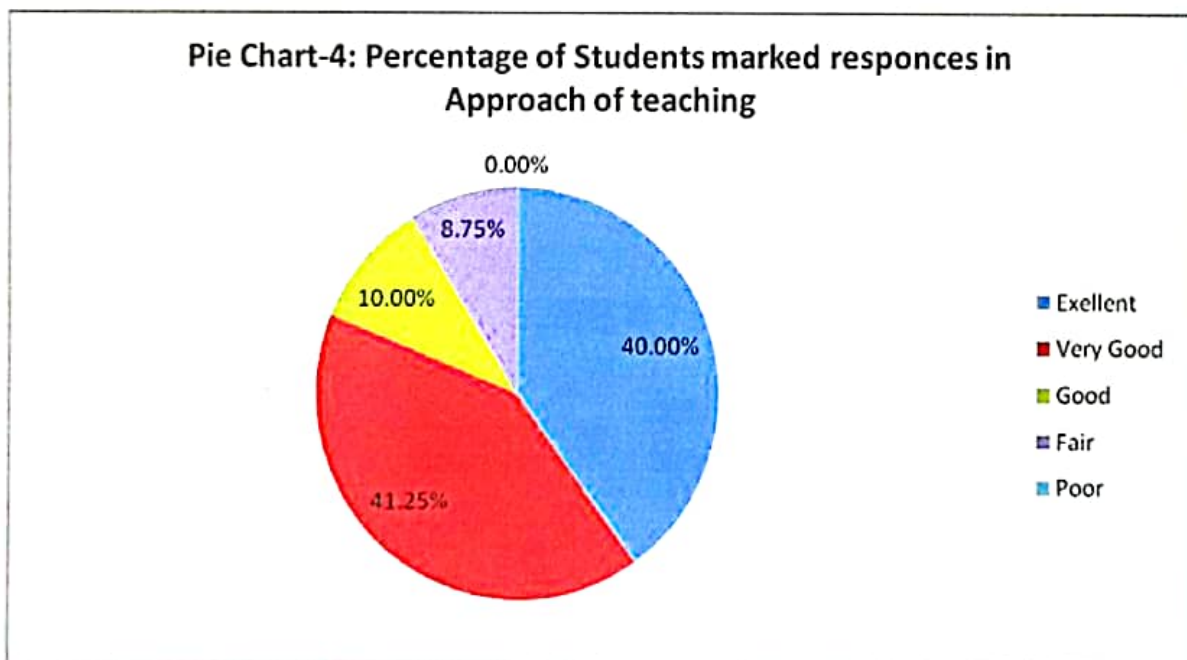


**Chart-3: Teachers ability to communicate.**

Chart & Pie Chart-3 depicts students' perceptions of how well teachers communicate with them. It was discovered that 86 students (53.75%) strongly agreed that teachers communicate with students very well. On the other hand, 50 students with 31.25 percent responded as very good and 14 students with 8.75% responded as good and 10 student with 6.25% responded as fair in the teacher's communication skill with the students.

**Q4. Approach of teaching:**

Responses	Total	% of Responses	
Excellent	64	40%	
Very Good	66	41.25%	
Good	16	10%	
Fair	14	8.75%	
Poor	0	00%	
<b>Total Respondent</b>	<b>160</b>	<b>100%</b>	



**Chart-4: Approach of teaching:**

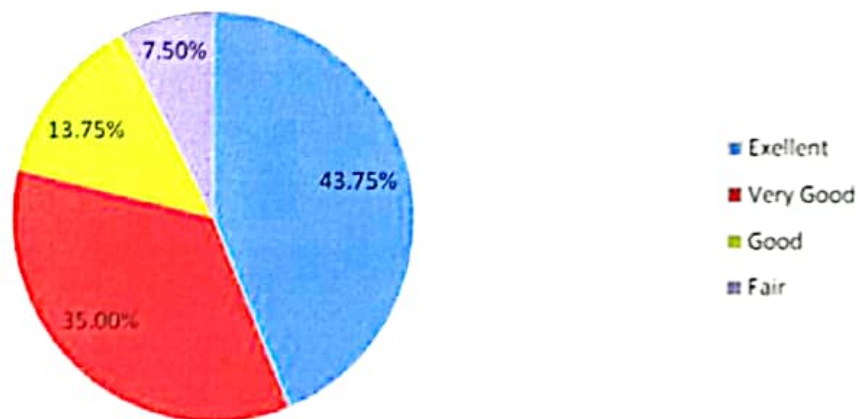
Chart & Pie Chart-4 depicts students' responses to whether or not teachers' approaches to teaching can be best described. It was discovered that 64 students (40%) strongly agreed that the teachers' approach to teaching can be described very well. On the other hand, 66 students (41.25%) rated the teachers' approach to teaching as very good, while 8 students (10%) rated it as good, 14 student with (8.75%) rated as fair.



**Q5. Internal Evaluation Process:**

Responses	Total	% of Responses	
Excellent	70	43.75%	
Very Good	56	35%	
Good	22	13.75%	
Fair	12	7.5%	
Poor	0	0.00%	
Total Respondent	160	100%	

**Pie Chart-5: Percentage of Students marked responses in Internal Evaluation Process**

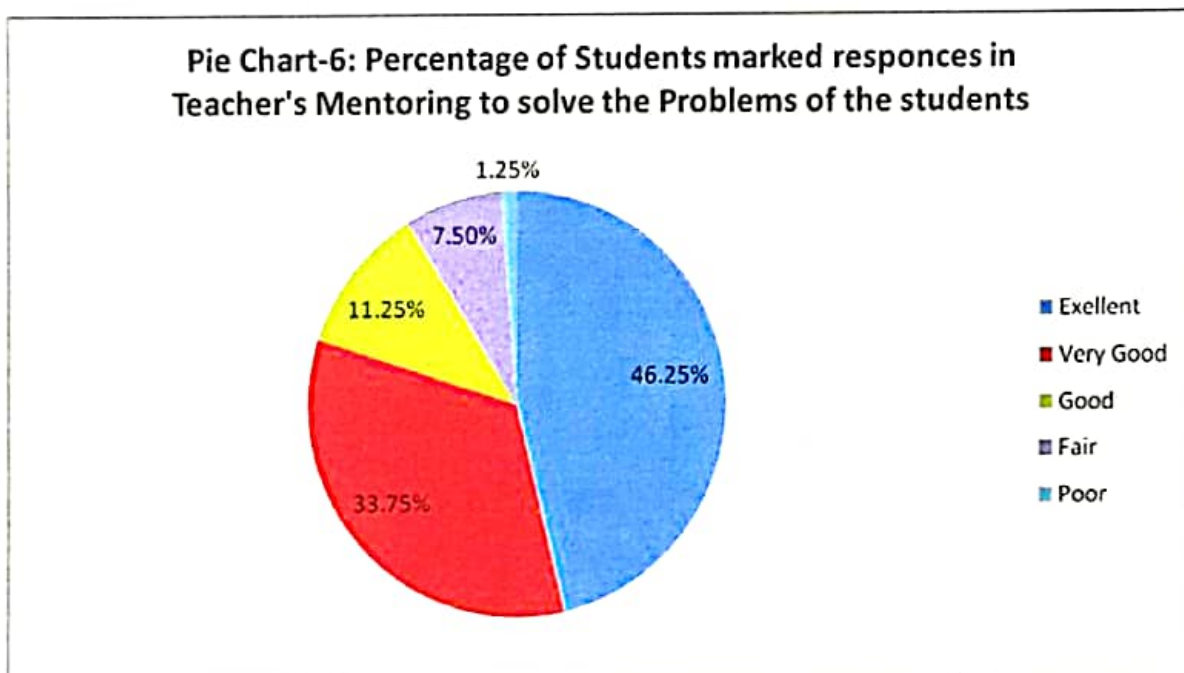


**Internal Evaluation Process:**

Chart & Pie Chart-5 depicts the students' perceptions of the teacher's fairness in the internal evaluation process. It was discovered that 70 students (43.75 percent) strongly agreed that teachers are fair in the internal evaluation process. On the other hand, 56 students (35 percent) rated the internal evaluation process as very good, 22 students (13.75 percent) rated it as good and only 12 students with 7.5% responded as fair.

**Q6. Teacher's Mentoring to solve the Problems of the students:**

Responses	Total	% of Responses
Excellent	74	46.25%
Very Good	54	33.75%
Good	18	11.25%
Fair	12	7.5%
Poor	02	1.25%
Total Respondent	160	100%



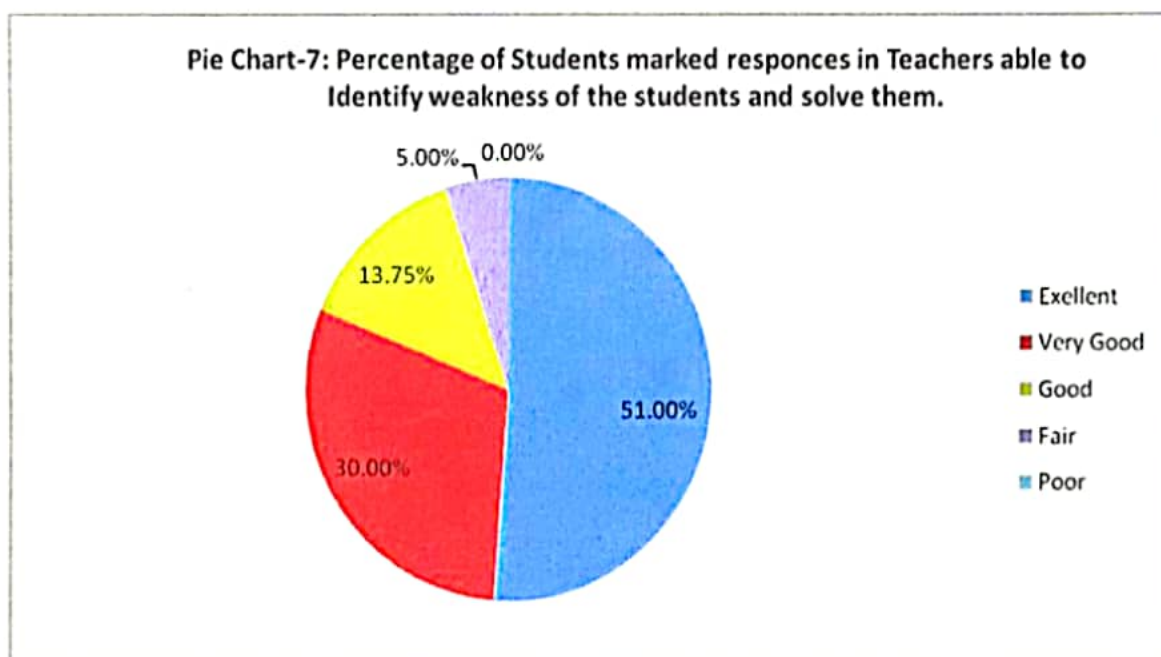
**Teacher's Mentoring to solve the Problems of the students**

Chart & Pie Chart-6: Describes the students' responses to teacher mentoring in order to solve their problems. It was discovered that 74 students (46.25 percent) strongly agreed that teachers mentor students to solve their problems. On the other hand, 54 students (33.75 percent) rated the teacher mentoring process as very good, 18 students with 11.25% rated as good, 12 students with 7.25% rated as fair and 01 student with 1.25% rated as poor.



### 7. Teachers able to Identify weakness of the students and solve them:

Responses	Total	% of Responses
Excellent	82	51%
Very Good	48	30%
Good	22	13.75%
Fair	08	5%
Poor	00	00%
Total Respondent	160	100%



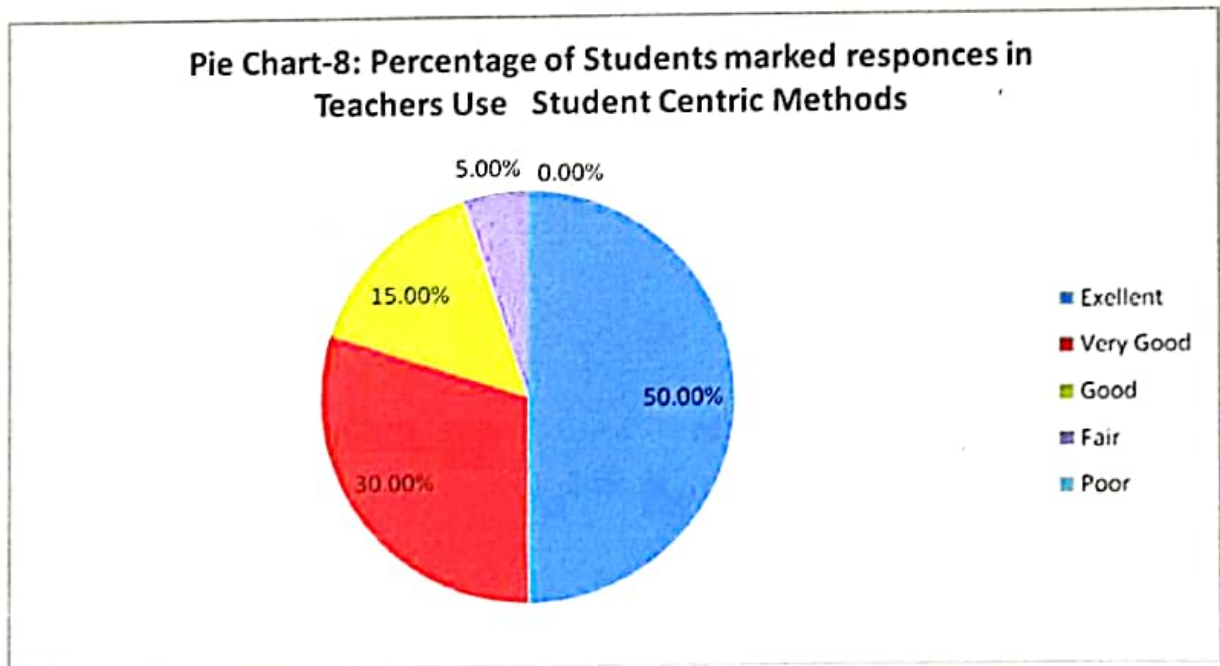
#### Teachers able to Identify weakness of the students and solve them

Chart & Pie Chart-7 depicts students' responses to the question, "Can teachers identify students' weaknesses and help them overcome them?" It was discovered that 82 students (51.25 percent) strongly agreed that teachers are capable of identifying their weaknesses and assisting them in overcoming them. On the other hand, 48 students (30%) rated the teacher's ability to identify their weaknesses and help them overcome as very good, while 22 students (13.75%) rated it as good, 08 students with 5% rated as fair.



#### Q8. Teachers Use Student Centric Methods :

Responses	Total	% of Responses	
Excellent	80	50%	
Very Good	48	30%	
Good	24	15%	
Fair	8	5%	
Poor	0	0.00%	
Total Respondent	160	100%	



#### Teachers Use Student Centric Methods

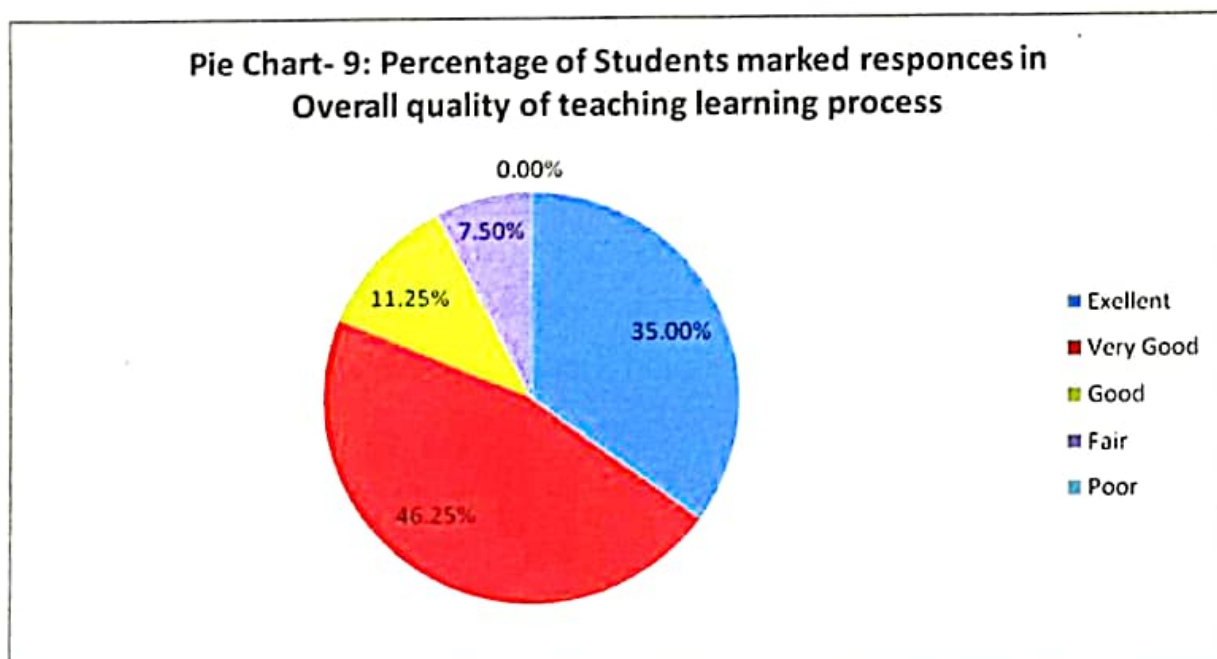
Chart & Pie Chart-8 Depicts student responses indicating that teachers used student-centered methods such as experimental learning, participatory learning, and problem-solving methodologies to improve the learning experience. It was discovered that 80 students (50 percent) strongly agreed that the teachers used student-centered methods and problem-solving methodologies to improve the learning experience. On the other hand, 48 students (30 percent) rated as very good, 24 students with 15% rated as good and 08 students with 5% rated as fair.






**Q9. Overall quality of teaching learning process:**

Responses	Total	% of Responses	
Excellent	56	35%	
Very Good	74	46.25%	
Good	18	11.25%	
Fair	12	7.5%	
Poor	0	0.00%	
Total Respondent	160	100%	



**Overall quality of teaching learning process:**

**Chart & Pie Chart-9:** Pie Chart-9 depicts students' perceptions of the overall quality of the teaching-learning process at the institution. It was discovered that 56 students (35 percent) strongly agreed that the teaching learning process in the institution is of high quality. On the other hand, 74 students (46.25 percent) rated the teacher's quality of the teaching learning process in the institution as very good, 18 students (11.25 percent) rated it as good and 12 student (7.5 percent) rated as Fair.

  
**Principal**  
**JURIA COLLEGE**  
Nagaon, Assam

# Faculty Feedback Analysis Report

Session- 2023-24



Total Responses :22

(Responses are shown in percentage in the table):

Curricular Aspect							
Sl	Curricular Aspect	Strongly Disagree	Dis-Agree	Neutral	Agree	Strongly agree	Total
1	Relevance of the syllabus to the real-life situation	0	0	6	8	8	22
		0.00%	0.00%	27.27%	36.36%	36.36%	100%
2	Depth of the course content	1	1	4	7	9	22
		4.54%	4.54%	18.18%	31.81%	40.90%	100%
3	Overall effectiveness of the curriculum in present competitive world	0	0	5	5	12	22
		0%	0%	22.72%	22.72%	54.54%	100%
4	Employability is given weightage in curriculum design and development	0	1	10	4	7	22
		0%	4.54%	45.45%	18.18%	31.81%	100%
Governance, Leadership and Management							
	Governance, Leadership and Management	Strongly Disagree	Dis-Agree	Neutral	Agree	Strongly agree	Total
5	Student centered learning resources are available in the college	1	3	8	9	1	22
		4.54%	13.36%	36.36%	40.90%	4.54%	100%
6	The faculties are updating their knowledge and skills	0	1	14	2	5	22
		0%	4.54%	63.63%	9.09%	22.72%	100%
7	The internal assessments are taking place as per schedule	0	0	2	11	9	22
		0%	0%	9.09%	50%	40.90%	100%
8	The college library is a major source of information for the students and faculties as well	0	2	4	10	6	22
		0%	9.09%	18.18%	45.45%	27.27%	100%
9	The teaching aids in the college are sufficient and upto date	0	0	8	11	3	22
		0%	0%	36.36%	50%	13.36%	100%
10	The teachers are encouraged to carry research	3	7	7	5	0	22
		13.36%	31.81%	31.81%	22.72%	0%	100%
11	The teachers are encouraged to Organize seminars/workshop Symposia/conferences	4	2	10	5	1	22
		18.18%	9.09%	45.45%	22.72%	4.54%	100%
12	The teachers are encouraged to participate in seminars / workshop Symposia / conferences	2	5	7	6	2	22
		9.09%	22.72%	31.81%	27.27%	9.09%	100%
13	The teachers are Encouraged to undertake extension service programmes	0	4	12	5	1	22
		0%	18.18%	54.54%	22.72%	4.54%	100%



14	The evaluation system followed by the University Professor is effective	0	0	3	10	9	22
		0%	0%	13.36%	45.45%	40.90%	100%
<b>Teaching, Learning and Evaluation Process</b>							
	<b>Teaching, Learning and Evaluation Aspects</b>	<b>Strongly Disagree</b>	<b>Dis-Agree</b>	<b>Neutral</b>	<b>Agree</b>	<b>Strongly agree</b>	<b>Total</b>
15	The administration is sincerely putting efforts for the development of the institution	1	0	6	3	12	22
		4.54%	0%	27.27%	13.36%	54.54%	100%
16	The administration is accessible for the students as well as for the faculties	1	0	6	12	3	22
		4.54%	0%	27.27%	54.54%	13.36%	100%
17	The IQAC is working well for promoting quality in the institution	0	0	8	12	2	22
		0%	0%	36.36%	54.54%	9.09%	100%
18	The College is providing adequate opportunities and support to the faculty and their family members	2	3	11	4	2	22
		9.09%	13.36%	50%	18.18%	9.09%	100%
19	Facilities of the sitting arrangements in the library	1	0	7	11	3	22
		4.54%	0%	31.81%	50%	13.36%	100%
<b>Infrastructure</b>							
	<b>Infrastructure</b>	<b>Strongly Disagree</b>	<b>Dis-Agree</b>	<b>Neutral</b>	<b>Agree</b>	<b>Strongly agree</b>	<b>Total</b>
20	The class rooms and furniture available are adequate	0	0	10	3	9	22
		0%	0%	45.45%	13.96%	40.90%	100%
21	The toilet facilities are sufficient for faculty and students	5	1	4	9	3	22
		22.72%	4.54%	18.18%	40.90%	13.96%	100%
22	The safe drinking water facility is available for students and faculties	0	0	3	10	9	22
		0%	0%	40.90%	45.45%	40.90%	100%
23	The buildings and furniture are well maintained	2	1	10	8	1	22
		9.09%	4.54%	45.45%	36.36%	4.54%	100%
24	Parking facilities are available adequately in the campus	1	3	11	6	1	22
		4.54%	13.36%	50%	27.27%	4.54%	100%
25	Sports infrastructure is adequate	1	6	5	10	0	22
		4.54%	27.27%	27.72%	45.45%	0%	100%

Principal  
JURIA COLLEGE  
Nagaon, Assam



## ALUMNI FEEDBACK ANALYSIS REPORT

Juria College  
Session: 2023-24

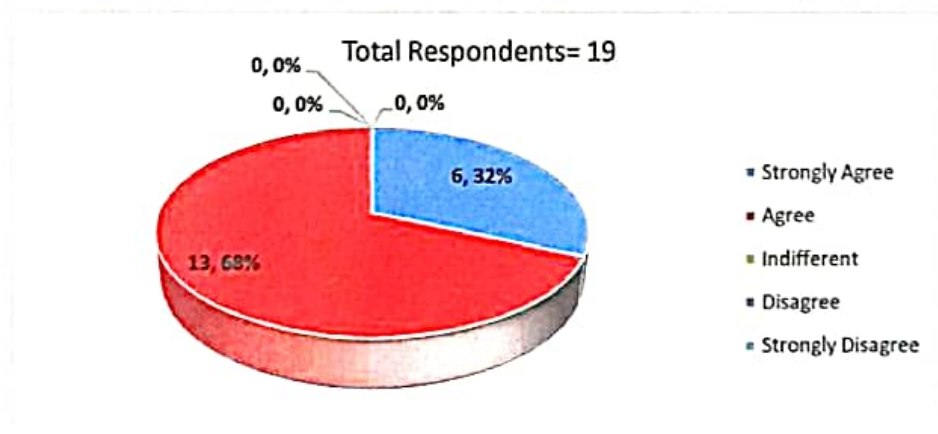
### INTRODUCTION:

Juria College is the foremost rural educational institution of Nagaon District. Juria College is intended to cover a vast rural area having mostly uneducated population. In order to analyze the lag areas of the college and scope for further improvement, feedback from Alumni have been taken. This report focuses on the feedback of alumni on teaching learning process.

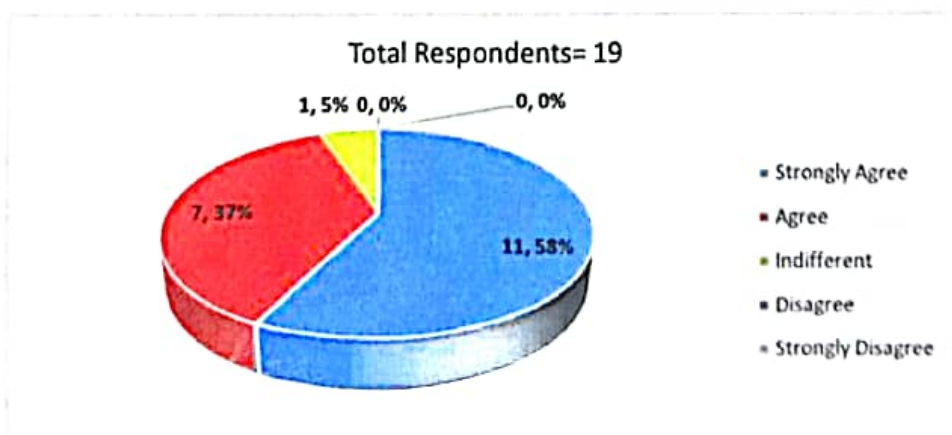
### DATA COLLECTION AND ANALYSIS:

An effort was made to receive feedback from the alumni of all departmental students. For this purpose, a feedback form was printed and distributed. In order to arrive to comprehensive results, useful statistical tools like percentage, etc. have been used. For the effective presentation of the data, various types of graphs have been used.

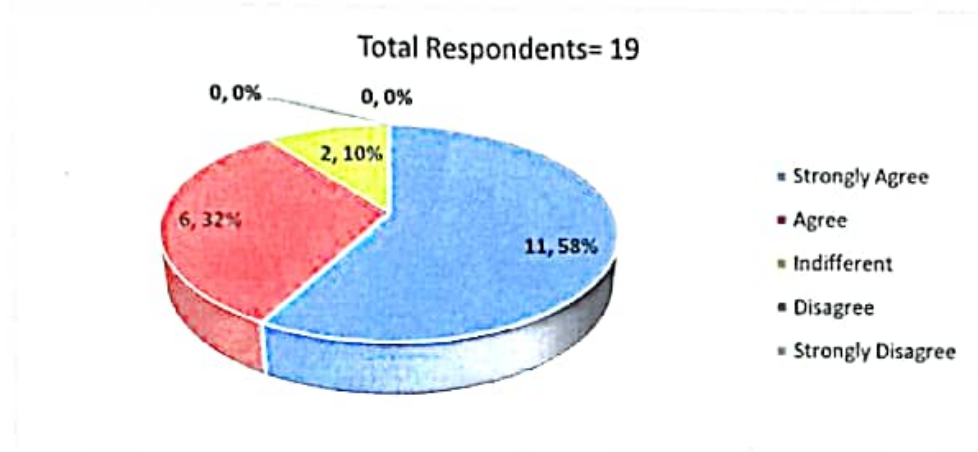
1. The education imparted at Juria College is useful and relevant to my present job.



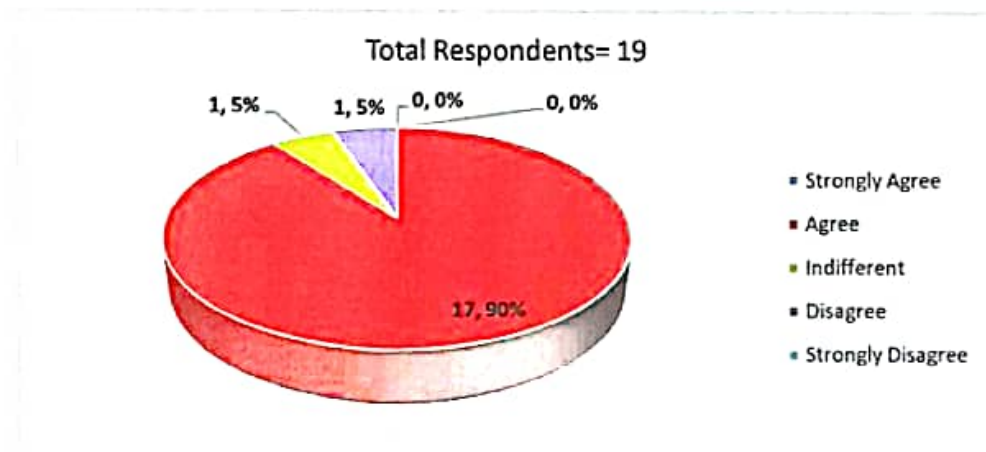
2. My experience with the college administration is good.



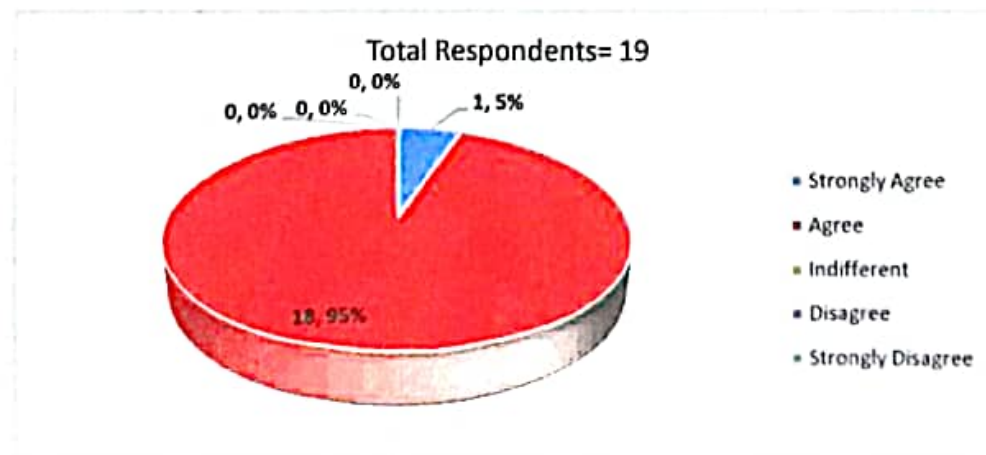
3. Classes were interactive, discussion based and engaging.



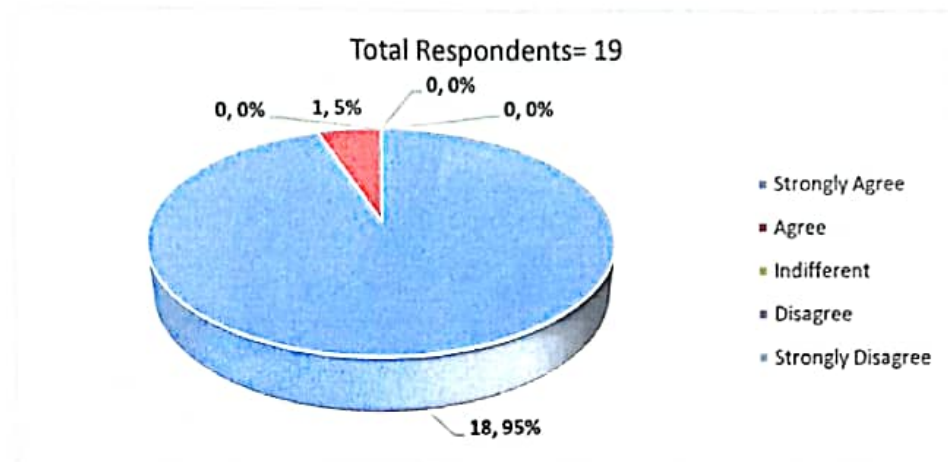
4. Reading materials in the library are adequately available.



5. The college takes initiatives to provide an inclusive environment i.e. tolerance & harmony towards cultural, communal, socio-economic etc.

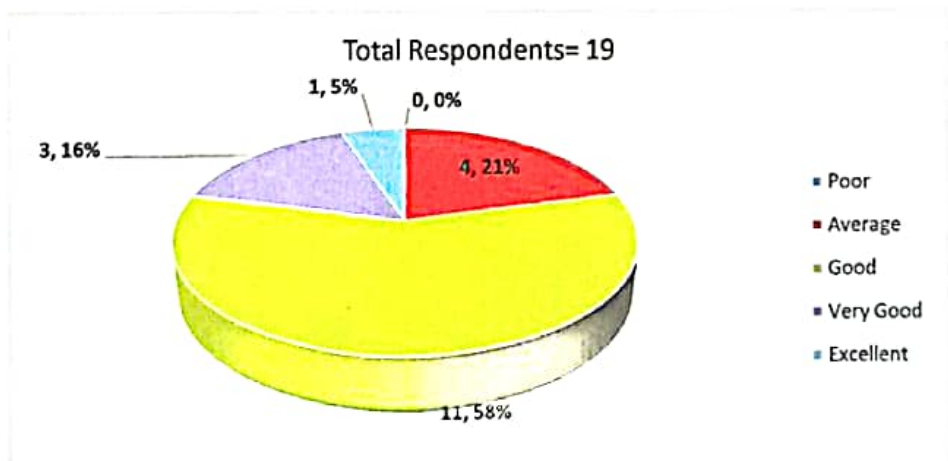


6. I feel proud to be associated with the Alumni Association of Juria College.

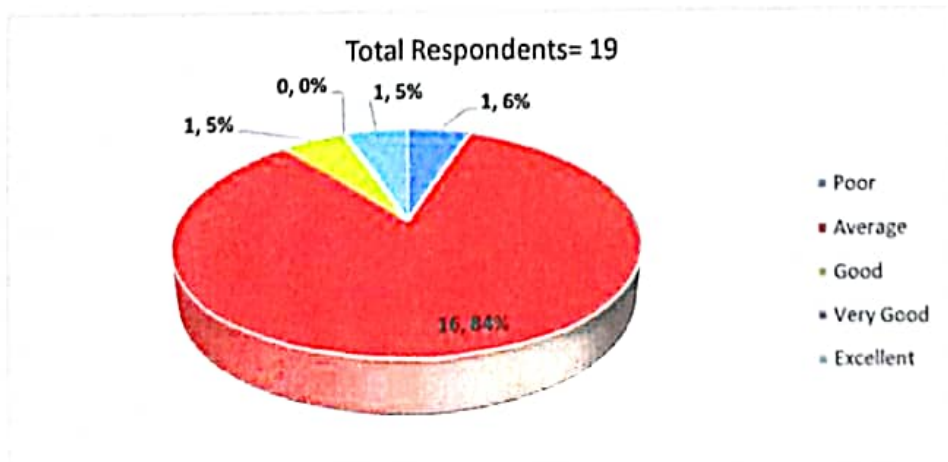


Feedback about college infrastructure:

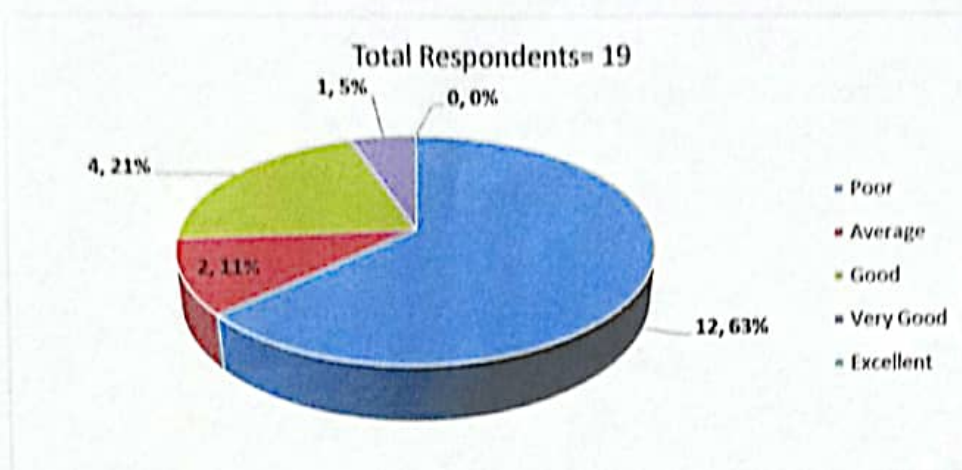
❖ Classroom



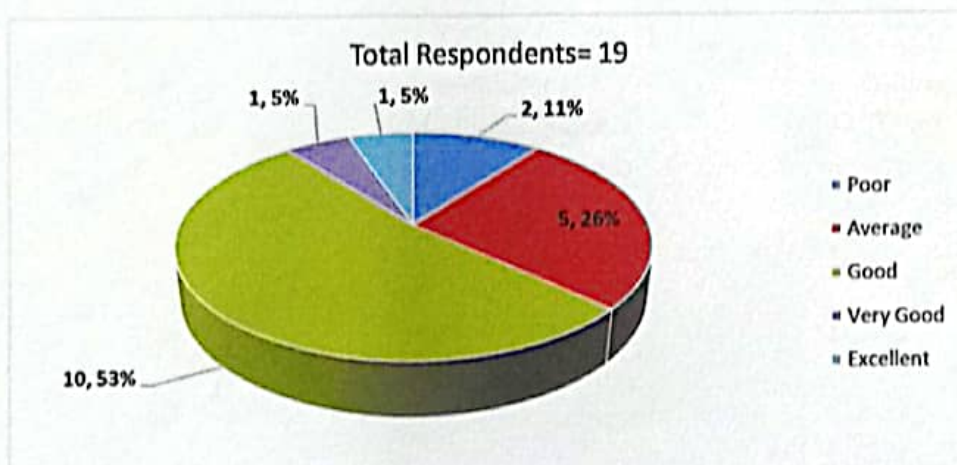
❖ Library



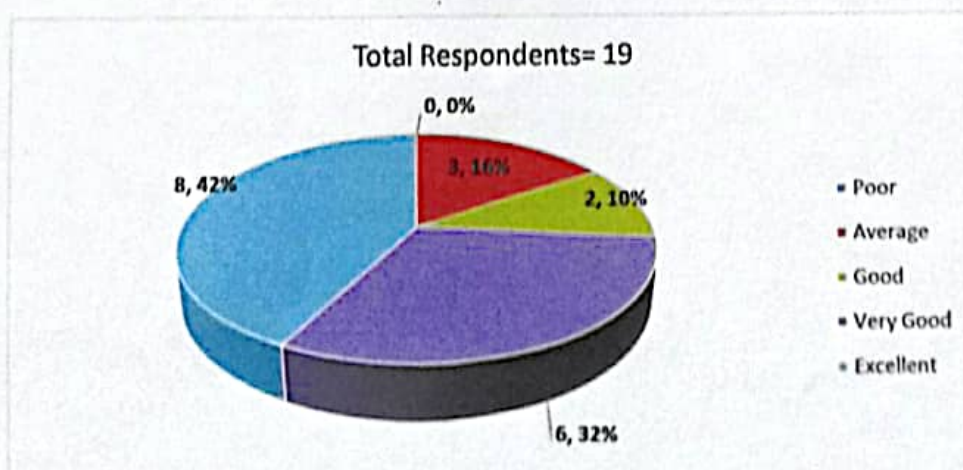
## ❖ IT (Computer, Internet)



## ❖ Common Room



## ❖ Teaching Learning Material




**MAJOR SUGGESTIONS:**

Alumni provides various valuable observation and suggestions. On the basis of their suggestions following points are shortlisted.

1. To develop library facility of the college.
2. To provide more teachers.
3. To develop infrastructure of the institution.
4. Provide digital classroom.
5. Provide adequate playground.



Principal  
Juria College  
JURIA COLLEGE  
Nagaon, Assam



Coordinator  
IQAC, Juria College  
Coordinator  
IQAC, Juria College  
Nagaon (Assam)



Convener  
Criteria-I, IQAC



# Minutes of the Feedback Analysis Meeting

## Session – 2023-24



Date: 18/03/2024

### Agendas:

- I. To discuss feedback report of students.
- II. To discuss feedback report of Alumni.
- III. To discuss feedback report of parents.
- IV. To discuss feedback report of teachers.



### Resolutions:

- I. Today's meeting resolved to organize more Seminar, Workshop in the college and mentor teachers are advised to guide and counsel the students personally as per suggestion given by the students.
- II. Today's meeting also resolved to request the college authority to increase the number of books in the departmental library and to stress on extra classes.
- III. Today's meeting has taken a resolution to arrange alumni program and to involved the alumni in the developmental activities of the college.
- IV. Today's meeting resolved that guardian meeting should be arranged by the department and college on regular basis.
- V. Today's meeting resolved to request the college authority to encourage and provide facilities to the faculty members for research works and to take necessary steps for introduce job oriented and skill-based course in the college.

### Action taken report:

After analysis the feedback reports of students, teachers, parents' alumni in a meeting held on 18/03/24 and on the basis of reports and suggestions following actions are taken –

- I. Various students of different departments were recommended to use scientific tools and technologies for teaching. Therefore, the faculty members are decided to take few classes with the help of projector and to use power point presentation as teaching tool in different department.
- II. A few students of different departments suggested to improve the mentoring process. Therefore, we arrange for one to one-person interaction and decided to contact all the student of every department of the college in a systematic way in every month.
- III. Various students were suggested for organize more departmental seminar. Therefore, we decide to arrange departmental seminar in each department in a semester frequently.
- IV. Various students, parents', teachers were recommended to introduced vocational, skill based and P.G Course in each department, therefore we have discussed the matter with college authority and sent a resolution of the meeting to the Governing Body and concerning authority to open P.G Course and vocational and skill-based course in different departments.
- V. Several students suggested to rotation of class routine and syllabus. Therefore, faculty members of every department decide to reschedule the class routine and distribute the syllabus on rotation basis.





VI. As per recommendation of the Alumni arrange more activity programs and meeting of alumni, we informed the in-charge teacher of alumni to arrange more alumni activity programs and meeting frequently to involve them with the college.

Criteria-I, IQAC  
Convener

Coordinator  
IQAC, Juria College

Principal  
JURIA COLLEGE  
Nagaon, Assam

# ACTION TAKEN REPORT OF FACULTY FEEDBACK

## ANALYSIS

Session – 2023-24




In the meeting of the Academic Committee following suggestions have been taken on the report of Faculty feedback analysis—


1. In the report it is found that most of teachers are not strongly agree on the present curriculum and syllabus of UG level as the curriculum and syllabus has no relevance with real life and no employability in present competitive world .Therefore committee suggest and request the concerning authority to introduce need based, job oriented and skill based course- curriculum in UG level.

2. The academic committee suggests the college authority to provide facilities and encourage all the faculty members to carry research works and to undertake extension service programmes.

3. The academic committee also suggests and requests the college authority to provide adequate opportunities and support to the faculty and the administration should sincerely put efforts for the development of the institution.

4. The academic committee suggests the college authority to develop the toilet facilities, drinking water facilities, parking facilities etc.

  
Principal  
Juria College  
Nagaon, Assam

  
Coordinator  
IQAC, Juria College  
Nagaon (Assam)

  
Convener  
Criteria-I, IQAC

End of Report